


SUBJECT SPOTLIGHT

Art

During the first term at HLNA, Y7 students have been exploring the Formal Elements of Art. We have been looking at line, tone, colour, shape, and pattern through a range of practical activities and guided experimentation. Students have been learning how artists use these elements to communicate ideas and develop their own visual style. They have been working in their sketchbooks to practise using each formal element, followed by an outcome, helping students build confidence and a strong foundation for future projects in art.

Alongside building their artistic skills, students have also demonstrated their North Star values of being confident, conscientious, and compassionate. They have shown confidence by sharing their growing knowledge during class discussions, talking about their own artwork, and experimenting with new techniques. Their conscientious approach is evident in the care and pride taken with their sketchbook, attention to detail, and their eagerness to refine and improve their work. Students have also displayed compassion by offering constructive peer feedback, supporting one another during practical tasks, and celebrating each other's progress. Together, these skills and values have helped create a positive, collaborative studio atmosphere.




Graye:
"The art lessons are calm and peaceful. I have enjoyed the activity we did in art club when we drew balloon letters. I am looking forward to painting the colour wheel in our art lessons."


Students have further showcased their North Star values in the artwork created for Remembrance Day. As part of their Remembrance work, students created their own blackout poetry by selecting key words and phrases from three poems studied in English: The Soldier, Dulce et Decorum Est, and In Flanders Fields. To enhance their work, students added their own drawings and artwork in the background using imagery and symbolism to deepen the impact of their poems. This project allowed students to combine their literacy skills with creative expression, and they produced thoughtful and visually powerful artworks.

Layton:

"In art, I enjoy drawing and shading. The art lessons are very good and interesting, and help a lot with learning how to get better at art. The lesson I have enjoyed the most in art is shading and tone, and I am looking forward to learning about Henri Matisse when we learn about shape as his art is very bright and colourful."





Students have been extending their art knowledge beyond the classroom by completing a homework task to "reinvent the colour wheel." Rather than simply recreating a traditional colour wheel with art materials, they were encouraged to apply their understanding of colour theory in creative and personal ways. Using a wide range of materials from Lego to loom bands and cake decoration, students presented primary, secondary, and tertiary colours in their own unique way. This task allowed students to embed their classroom learning at home, think creatively about colour, and strengthen their understanding of one of the key formal elements in art.



Orla:

"In art lessons, we get to do lots of fun things, however my favourite has been making our own colour wheel for homework. I loved doing this because it couldn't be made from art supplies and I liked how we had to use our creative mind. Our lessons with Miss Quigley are fantastic, she is amazing at art and she talks us through step-by-step so it doesn't get confusing and she always finds fun activities to do. In art lessons, I have really enjoyed learning about line and how we can use it in different ways and how it might make a drawing cooler. In the future, I am looking forward to making crisp packets in Y8."

Art Club at HLNA is a chance for students to build on, develop, and explore their own creativity and ideas while being guided through new techniques and skills. Previously at Art Club, we focused on drawing skills by creating metallic balloon letter drawings which helped students practise tone, highlights, and reflective surfaces. Currently, students are creating zines, using them as mini sketchbooks to experiment and explore a range of art techniques. These zines give students a space to try out new methods, materials, and styles in a low-pressure, creative way. Art Club will continue to offer a space where students can experiment freely, try new materials, and work on various projects in a relaxed and supportive environment. It's an opportunity to grow confidence, deepen artistic knowledge, and enjoy making art alongside others who share the same enthusiasm. We encourage students to practise their art skills at art club and at home as, like with anything, practise makes perfect!



Our next art project, Footwear, will build on students' Formal Elements knowledge while introducing new skills in collage, mixed media, and watercolour, particularly controlling washes, blends, and tonal effects. Inspired by contemporary artists, students will think imaginatively and expand their technical abilities as they design and create their own expressive footwear artworks.

Looking for a creative weekend activity? Visit the Herbert Art Gallery and Museum in Coventry! It's a great way to explore a wide range of artworks, from historical masterpieces to contemporary exhibitions, and see how artists use different techniques and styles to express ideas. Experiencing art in person can inspire your own work and connect classroom learning to the real world. A weekend trip to the Herbert is a fun way to enhance your cultural capital while enjoying and learning from amazing art.

Alexis:

"What I enjoy most about art is how you get to know so many techniques you probably didn't know existed! Art lessons at HLNA are very helpful and are made in a way you learn efficiently but you can understand and apply what you have learnt. I've enjoyed learning how to blend and shade with coloured pencils and how you can use different colours to add depth to a drawing. I'm looking forward to learning how to draw portraits, hands, and different painting techniques."